



BATTLEARMS™

RIGIDRAIL™




Thank you for purchasing the RIGIDRAIL™  
Family of Free Float Rail Handguards for the M16/M4/AR-15 or AR-10® Weapon Platforms

## INSTALLATION INSTRUCTIONS:


\*\*\*WARNING: ENSURE THE FIREARM IS SAFE AND UNLOADED BEFORE INSTALLING THE RAIL.\*\*\*

### Installation Steps:


- ① Remove the two (x2) hex bolts from the rail retention clamp at the base of the RIGIDRAIL™. Using a 9/64" hex wrench.



- ② Remove the retention clamp from both sides of the RIGIDRAIL™.




- ③ Remove the barrel nut from the RIGIDRAIL™.



- ④ Clean the threads on the upper receiver & apply a small amount of lube.



- ⑤ Test fit barrel nut on the upper receiver by hand tightening it on, then remove.




- ⑥ Insert the barrel into upper receiver. Align the barrel index pin to the upper receiver and ensure the barrel extension is fully seated in the upper.



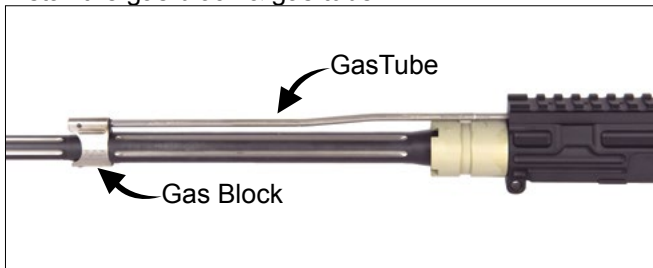
- ⑦ Using the provided RIGIDRAIL™ barrel nut wrench and a torque wrench, tighten the barrel nut to 40 ft-lbs.



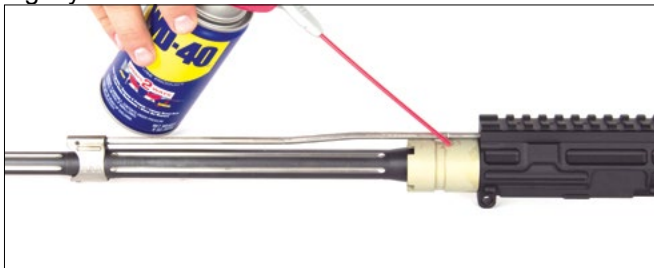
- ⑧ Loosen the barrel nut one-half turn and re-torque to 45 ft-lbs (Do not exceed 50 ft-lbs).




- ⑨ Install the gas block & gas tube.



- ⑩ Lightly lubricate the outside of the barrel nut.



- ⑪ Slide the RIGIDRAIL™ over the barrel and onto the barrel nut.



- ⑫ Ensure the rail is fully seated against the upper receiver, and the top picatinny rail on the upper receiver matches up with the one on the RIGIDRAIL™.



**\*\*You can install a scope ring, or other rail mounted device across the picatinny rail between the upper receiver and RIGIDRAIL™ to help ensure proper alignment.\*\***

- ⑬ Insert the rail retention clamp into the RIGIDRAIL™, and tighten the hex bolts to 17 in-lbs.



**\*\*It is recommended that blue Loctite is applied to the hex bolts before installing\*\***

- ⑭ Congratulations! You're done!

**Compatibility:** **BATTLEARMS™** RIGIDRAIL™ free float handguards are designed to be compatible with upper receivers that are machined to mil spec dimensions. However, due to allowable tolerance stack ups between other manufacturer's components, some minor fitment may be required. If you have any questions or warranty issues, please email questions to [sales@battlearmsdevelopment.com](mailto:sales@battlearmsdevelopment.com) or call us at (702) 802-3588. Thank you for choosing our products and enjoy!

[WWW.BATTLEARMSDEVELOPMENT.COM](http://WWW.BATTLEARMSDEVELOPMENT.COM)